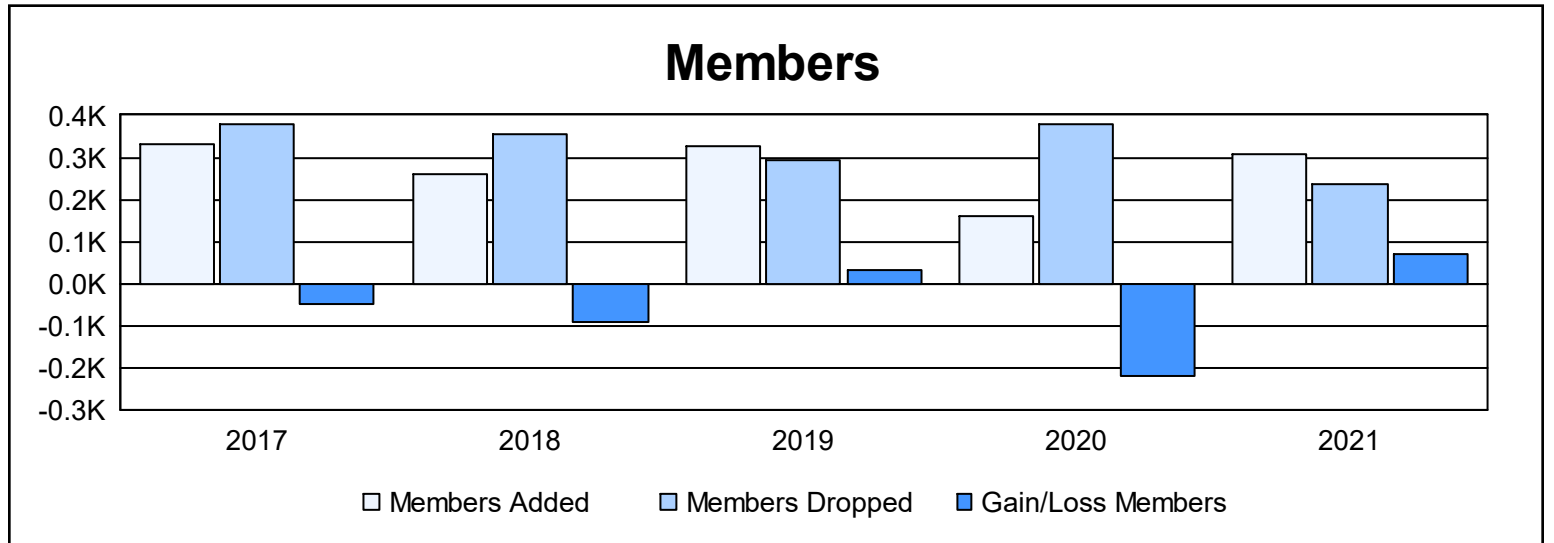
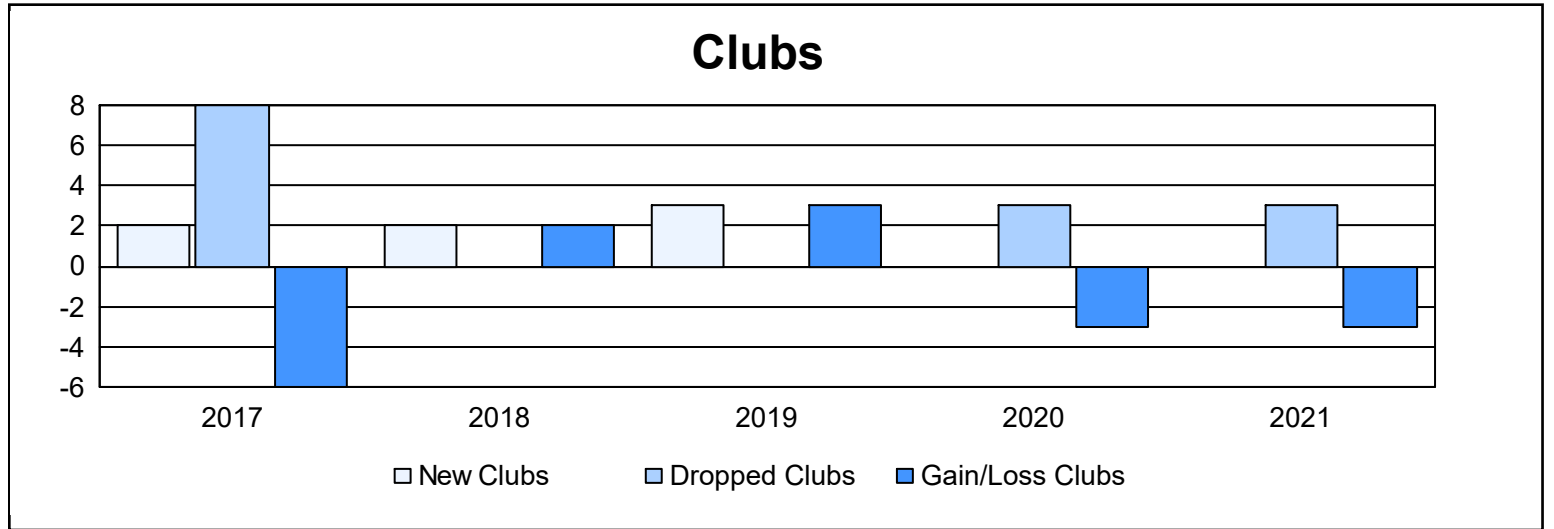
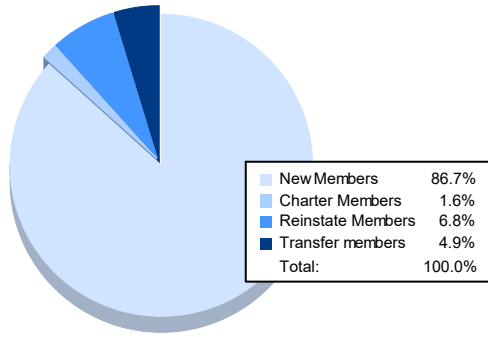


| Year | New Clubs | Dropped Clubs | Gain/ Loss Clubs | New Members | Charter Members | Reinstate Members | Transfer Members | Total Member Added | Total Members Dropped | Gain/ Loss Members |
|----------------|-----------|---------------|------------------|-------------|-----------------|-------------------|------------------|--------------------|-----------------------|--------------------|
| 2016-2017 | 2 | 8 | -6 | 179 | 91 | 17 | 46 | 333 | 380 | -47 |
| 2017-2018 | 2 | 0 | 2 | 178 | 46 | 21 | 16 | 261 | 353 | -92 |
| 2018-2019 | 3 | 0 | 3 | 167 | 112 | 34 | 13 | 326 | 294 | 32 |
| 2019-2020 | 0 | 3 | -3 | 122 | 9 | 17 | 10 | 158 | 380 | -222 |
| 2020-2021 | 0 | 3 | -3 | 268 | 5 | 21 | 15 | 309 | 238 | 71 |
| Average | 1 | 3 | -1 | 183 | 53 | 22 | 20 | 277 | 329 | -52 |



Membership Composition June 2021 Cumulative



Gender Composition June 2021 Cumulative

